



ESKOM IDUTYWA-GATYANA POWER LINE

ENVIRONMENTAL MANAGEMENT PROGRAMME

Revision 0

We change lives

www.gibb.co.za



September 2011

**IDUTYWA-GATYANA 132KV POWER LINE
ENVIRONMENTAL MANAGEMENT PROGRAMME**

CONTENTS

Chapter	Description	Page
1	ESKOM IDUTYWA-GATYANA POWERLINE	1
	1.1 Introduction	1
	1.2 Environmental Principles	1
2	PREPARATION OF ENVIRONMENTAL MANAGEMENT PROGRAMME (EMPR)	2
	2.1 Details of Environmental Practitioner that prepared the EMPr	2
	2.2 Expertise of Environmental Practitioner that prepared the EMPr	2
	2.3 Purpose and Structure of the EMPr	3
	2.3.1 Purpose	3
	2.3.2 Structure	3
3	PROJECT DESCRIPTION	4
	3.1 Project Location	4
	3.2 Site Description	4
	3.3 Project Definition	5
4	CONSTRUCTION EMPR	6
	4.1 Implementation	6
	4.2 Roles and Responsibilities during the Construction Phase	7
	4.2.1 The Proponent	7
	4.2.2 Environmental Control Officer	7
	4.2.3 The Contractor	8
	4.2.4 Sub-Contractors	8
	4.2.5 The Project Engineer	8
	4.2.6 Communication and Co-ordination	10
	4.3 Planning and design Environmental Specification	10
	4.3.1 Design of Structures	10
	4.3.2 Surveyors and Field Work	10
	4.3.3 Additional Authorisations	10
	4.4 Construction Environmental Specification	10
	4.4.1 Site Demarcation	10
	4.4.2 Site Preparation and Clearing of Vegetation	11

4.4.3	Stockpiling of Topsoil	12
4.4.4	Cut Material and Subsoil	12
4.4.5	Erosion Prevention	12
4.4.6	Waste Management	12
	(a) Solid Waste Management	12
	(b) Effluent and Stormwater Management	13
4.4.7	Material Use, Handling and Transport	14
	(a) Fuels and Oils	14
	(b) Hazardous Materials	14
	(c) Mechanical and Transport Equipment	14
4.4.8	Construction Vehicles and Access Roads	15
4.4.9	Noise and Dust Control	15
4.4.10	Work Stoppage	15
4.4.11	Heritage Resources	16
4.4.12	Social disruption	16
4.4.13	Protection of Public	16
4.4.14	Fire Prevention	16
4.5	Monitoring and Auditing	17
4.5.1	Monitoring and Time Frames	17
4.5.2	Auditing and Reporting Requirements	17
5	OPERATIONAL PHASE EMPR	18
5.1	Implementation	18
5.2	Roles and Responsibilities	18
5.2.1	Project Owner	18
5.3	Operational Phase Environmental Specification	19
6	AMENDMENTS	20
6.1.1	Construction EMPr	20
6.1.2	Operational EMPr	20

LIST OF ABBREVIATIONS

ADM	Amathole District Municipality
DAFF	Dept of Agriculture, Fisheries and Forestry
DEDEA	Department of Economic Development and Environmental Affairs
DWA	Department of Water Affairs
EAP	Environmental Assessment Practitioner
EIA	Environmental Impact Assessment
ECO	Environmental Control Officer
EMPr	Environmental Management Plan / Programme
MLM	Mbhashe Local Municipality
PE	Project Engineer

1 ESKOM IDUTYWA-GATYANA POWERLINE

1.1 Introduction

Eskom is proposing to build a new substation (Gatyana), extend the existing Idutywa substation and construct a 132kV overhead power line from the existing Idutywa substation to the proposed Gatyana substation. This project will be undertaken in order to strengthen the electricity supply in the Willowvale area in the Eastern Cape.

1.2 Environmental Principles

The following principles should be considered at all times during the pre-construction and construction phase activities:

- The Environment is considered to be composed of both biophysical and social components.
- Construction is a disruptive activity and all due consideration must be given to the environment, including the social environment, during the execution of a project to minimise the impact on affected parties.
- Minimisation of areas disturbed by construction activities (i.e. the footprint of the construction area) should minimise many of the construction related environmental impacts of the project and reduce rehabilitation requirements and costs.
- As minimum requirements, all relevant standards relating to international, national, provincial and local legislation, as applicable, shall be adhered to. This includes requirements relating to waste emissions (e.g. hazardous, airborne, liquid and solid), waste disposal practices, noise regulations, road traffic ordinances, etc.
- Every effort should be made to minimise, reclaim and/or recycle "waste" material.
- The Environment is held in public trust for the benefit of people, due care must therefore be exercised to ensure that the rights of others with respect to its use are respected. This requires that a risk averse and cautious approach to the management of activities associated with the project be adopted at all times.

2 PREPARATION OF ENVIRONMENTAL MANAGEMENT PROGRAMME (EMPR)

Arcus GIBB (Pty) Ltd is a multi-disciplinary engineering and environmental consultancy organisation whose environmental division comprises 30 individuals.

The environmental division has undertaken over 100 Environmental Impact Assessments for development projects within South Africa.

Arcus GIBB has a comprehensive ISO 9001:2008 Quality Management System. In accordance with this system all documentation is professionally reviewed prior to distribution.

2.1 Details of Environmental Practitioner that prepared the EMPr

Name: **Ms Pat Jennings**
Address: PO BOX 19844
EAST LONDON
5214
Tel: 043 706 3614
Fax: 043 706 3647
E-mail: pjennings@gibb.co.za

2.2 Expertise of Environmental Practitioner that prepared the EMPr

Pat Jennings (N.H.Dip. Nature Conservation) is an Environmentalist with 20 years experience in EIA regulation and conservation research support with provincial authorities in KwaZulu-Natal and the Eastern Cape. She was previously based at the Dundee and Empangeni offices of the KZN Dept of Agriculture and Environmental Affairs, and at the Port Elizabeth office of the Eastern Cape Department of Economic Affairs, Environment and Tourism. Her key expertise includes: Review of Environmental Impact Assessments and related reports, compilation and quality control of records of decision for environmental authorisations, and development of operational guidelines, procedures and templates for administration of environmental applications.

Mary-Anne Crocker - (B.Sc Environmental science) is an environmental scientist with two years of experience, specialising in environmental management, including Environmental Impact Assessments (EIAs). Her experience ranges from Waste Management, including Licensing and Integrated Waste Management Plans, Environmental Management System Implementation, Botanical surveying and Environmental Auditing.

2.3 Purpose and Structure of the EMPr

2.3.1 Purpose

This environmental management plan (EMPr) is intended to meet the requirements of Section 24N of the National Environmental Management Act (Act 107 of 1998) and the EIA Regulations 2010. It therefore provides:

- Details of project components and activities.
- Descriptions of roles, responsibilities and personnel involved in the construction phase.
- Details of the environmental specifications to be implemented.

2.3.2 Structure

This EMPr is structured so as to provide guidance during the following project phases:

- Planning and design of the Power line and Substation
- Construction of the Power line and Substation.
- Operation and maintenance of the Power line and Substation (i.e. the lifetime or duration of the project).

The closure phase for the substation is anticipated to be within 25-30 years from development of the facility. Should the facility be decommissioned it is anticipated that the installation will be removed from the site or upgraded. Decommissioning of the project is not specifically addressed here, however, provisions for the formal amendment or modification of the EMPr are included.

3 PROJECT DESCRIPTION

3.1 Project Location

The proposed 132kv power line is located in the Mbashe Local Municipality of the Eastern Cape Province. The power line will take off from the Idutywa Substation, located approximately 3.7km east of Idutywa and travel toward the coast in a south easterly direction for 26 km to the Gatyana substation, which lies 9km north east of Willowvale.

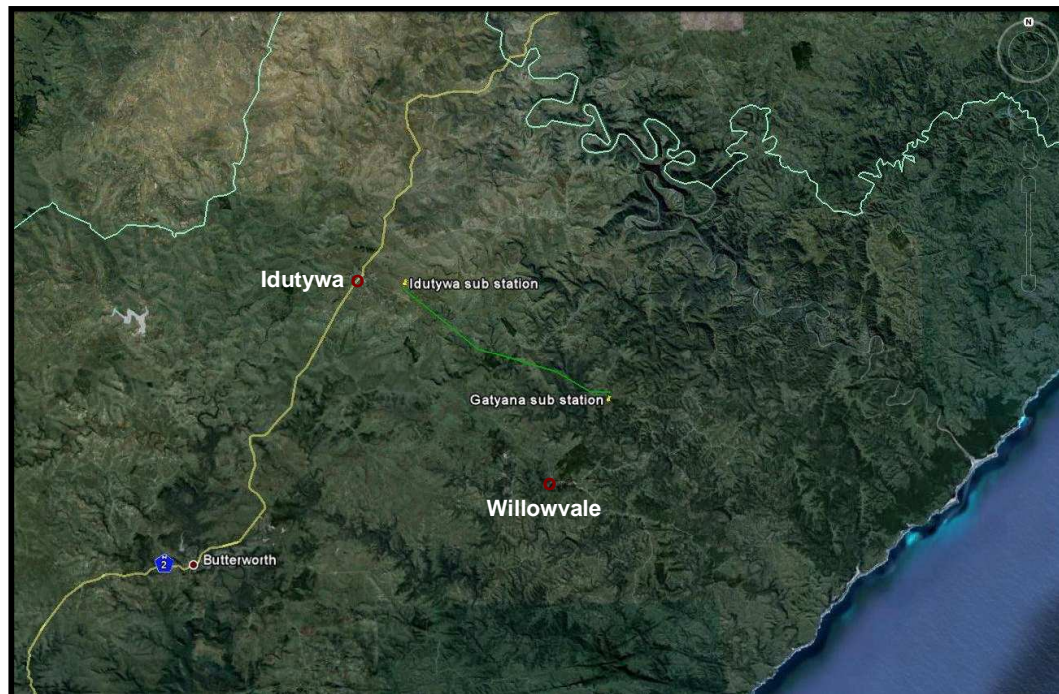


Figure 1: Regional locality of the proposed routes within the Mbashe Local Municipality

3.2 Site Description

The powerline takes off from the existing Idutywa substation located approximately 3.7km east of Idutywa and extends for approximately 26km in a south-easterly direction to the proposed Gatyana substation. The Gatyana substation will be positioned between the villages of Mfezane and Lubomvini (Figure 1). The site consists of undulating hills and incised wide valleys. The vegetation comprises mainly grassland with limited wetlands, plantations and infestations of alien invasive plant species. Numerous villages and settlements of varying densities and extents are located on hill tops and upper slopes. Landuses within the site area are primarily rural residential and agricultural.

3.3 Project Definition

The project entails:

1. **Extension of the existing Idutywa substation**
 - Build a 132kV feeder bay at Idutywa substation
 - Upgrade existing 22kV link lines and build new 22kV link lines

2. **Construction of ±26km of 132kV Chicadee line from Idutywa substation to Gatyana substation**
 - An area with a strip width of 6m will be cleared along the entire route.
 - The foundations are constructed first, followed by the assembly of the towers on the ground, then the erection of the towers and finally the stringing and regulation of the conductors.

3. **Construction of a new 132/22kV 2x20MVA substation (Gatyana) in the Willowvale area**
 - An area of roughly 125 x 125 m will be cleared for the substation site of on this section
 - Site will be Levelled
 - Foundations will be Installed for infrastructure such as transformers and control building
 - Areas between the foundations will be compacted and filled with gravel
 - Formal drainage and storm water control measures
 - Delivery and installation of transformers, towers, busbars and associated infrastructure

4 CONSTRUCTION EMPR

The Department of Environmental Affairs (DEA) requires that an EMPr to guide project implementation be compiled for the construction of the Eskom Idutywa-Gatyana 132kV powerline in order to:

- minimise potential environmental damage on site; and
- effectively manage impacts of the project on the environment.

This section of the EMPr outlines the actions required to protect the natural, social and socio-economic environment during construction.

4.1 Implementation

The Construction EMPr provides specifications that the Contractors shall adhere to, in order to minimise adverse environmental impacts and optimise opportunities associated with construction activities. It also outlines the roles and responsibilities of the Developer, the Environmental Control Officer (ECO), the Contractor and the Project Engineer which comprise the formal Environmental Management team.

The EMPr shall form the Environmental Specification so that all parties are aware of their environmental responsibilities during construction activities.

In the event of discrepancy with part or parts of the standard specifications or project specifications, this section shall take precedence.

The following standards must be taken into account:

Information on currently valid national and international standards may be obtained from the Information Centre at Megawatt Park and Technology Standardization Department.

- ESKADABD1:Rev.1, Environmental management systems;
- ESKASAAL0:Rev.0, The safe use of pesticides and herbicides;
- SCSASAAZ9: Rev.0, Clearing and maintenance of servitude routes;
- ESKPBAAD4:Rev.0, Herbicide Management;
- ESKPVAAZ1:Rev.2, Environmental management programme (EMPr) procedure;
- CO/P 015:Rev.0, Servitude corridor bush clearing and maintenance procedure;
- CD/P 070, Pruning and cutting of trees near energised power lines; and
- OPR 6204:Rev.0, Operating regulations for high-voltage systems (ORHVS).

4.2 Roles and Responsibilities during the Construction Phase

This section outlines the roles and responsibilities of those involved in the construction process, with the end goal of best meeting objectives of environmental best practice.

4.2.1 The Proponent

Eskom has the ultimate responsibility to ensure the protection of the environment throughout the pre-construction, construction and rehabilitation phases of the proposed development. The proponent will be responsible for:

- Being familiar with the contents of the EMPr.
- Appointing an ECO.
- Making sufficient budget available for implementation of the EMPr including a provisional sum for additional environmental protection measures that may be necessary as construction and rehabilitation proceeds.
- Supporting the Project Engineer in enforcing the Environmental Specifications.
- Communicating with all role players in the interests of a co-ordinated effort to protect the environment.
- Provide written notice to the Department of Environment Affairs (DEA) of commencement of construction.
- Ensuring a copy of the Environmental Authorisation is available on site at all times.

4.2.2 Environmental Control Officer

An ECO should be appointed by the proponent at commencement of the construction phase. The ECO will monitor the implementation of the Construction EMPr. The function of the ECO must be fulfilled by a competent individual with experience in environmental management. The ECO will have the following responsibilities:

- To advise the Project Engineer (PE) on the interpretation and enforcement of the Environmental Specifications.
- To supply environmental information.
- To be knowledgeable of the pre-construction state of the environment in order to inform rehabilitation measures stipulated in the EMPr.
- To undertake regular monthly inspections (as a minimum) and submit reports on the Contractor's compliance with the Environmental Specifications; these reports shall be copied to the Project Manager, Project Engineer and the Department of Environmental Affairs.
- To provide on-site environmental guidance.
- To audit the Contractor and Sub-contractors on implementation of the specifications of the EMPr. A monthly audit shall be undertaken and the audit reports should be distributed to The Proponent (Eskom), Project Engineer,

and to the DEA (reporting period will be dependant on authorisation conditions).

- To demarcate particular sensitive areas and pass instructions on work in these particular areas.
- To inform contractors of environmental sensitivities associated with the site (and provide training input where required or necessary).

4.2.3 The Contractor

The contractor has the responsibility to:

- Comply with the Environmental Specifications contained in this document.
- Be familiar with the EMPr and ensure that the latest version is available on site.
- Be familiar with the Environmental Authorisation, a copy of which must be kept on site.
- Be familiar with any No-Go area and associated restrictions.
- Notify the ECO and PE immediately in the event of any accidental infringements of the Environmental Specifications to enable appropriate remedial action to be taken.
- Ensure environmental awareness among their employees and sub-contractors so that they are fully aware of, and understand the Environmental Specifications and the need for them.
- Undertake rehabilitation of all areas affected by construction activities to restore them to their original states, as determined by the ECO.
- Undertake the required works within the designated working areas.

4.2.4 Sub-Contractors

Sub-contractors must operate under supervision of the Contractor and are liable for issues associated with their actions.

4.2.5 The Project Engineer

The PE is required to:

- Be familiar with the contents of the EMPr.
- Monitor the Contractor's compliance with the Environmental Specifications on a daily basis and enforce compliance.
- Communicate to the Contractor the advice of the ECO and the contents of the ECO reports and issue site instructions giving effect to the ECO requirements where applicable.
- Where no specific item is provided in the Schedule of Quantities for the actions recommended by the ECO, costing of measures should be undertaken before issuing site instructions.

- Communicate to the ECO, at least 10 working days in advance, any proposed actions, which may have negative impacts on the environment.
- Designate all working areas.
- Communicate to the ECO any infringements of the Environmental Specifications and accompany the ECO during site inspections.
- Discuss with the ECO the application of any penalties and other possible enforcement measures when necessary.
- Maintain a record of complaints from the public and communicate these to the Developer and ECO.
- Facilitate communication between all role-players in the interest of effective Environmental Management.
- Monitor the compliance of the Contractor through the ECO reports.
- Allow for environmental protection works within the project budget.
- Determine the imposition of penalties for infringement of the Environmental Specifications.

4.2.6 Communication and Co-ordination

It is in the best interest of environmental management that a coordinated effort between all responsible parties be established. Open lines of communication at all times are therefore encouraged.

With open communication the role of the ECO should be a positive one - aimed at being proactive in preventing problems - rather than a negative "policing" role when negative impacts have already occurred.

4.3 Planning and design Environmental Specification

The Planning and Design Phase involves all preconstruction activities. This includes land negotiations, survey and mapping and design of the infrastructure. The Planning and Design Phase falls within the sole responsibility of ESKOM.

The following mitigation measures must be considered/ implemented in this phase:

4.3.1 Design of Structures

Perching brackets are to be fitted to all structures to prevent bird electrocutions.

4.3.2 Surveyors and Field Work

All field staff involved in the Planning and Design Phase should make use of existing access roads where practical.

4.3.3 Additional Authorisations

Additional statutory approvals and authorisations may be necessary in order to commence construction of the project. It is ESKOM's responsibility to ensure that all such approvals are in place prior to construction commencing.

4.4 Construction Environmental Specification

4.4.1 Site Demarcation

Site camp and "No Go" areas shall be clearly demarcated to avoid unnecessary disturbance. These areas and any new access tracks are to be clearly defined and demarcated, preferably by means of fencing, at commencement of construction.

For the duration of the project, construction is to be restricted to designated working areas. Restriction of construction to designated (with fences or other demarcations) working areas assists in ensuring the limitation of impacts on the environment, and areas which have not been identified for construction.

Definitions:

"No Go" areas are often of deep aesthetic, historical and/or environmental value, such as riparian vegetation or ancestral burial sites.

Working areas are those areas necessary for the contractor to complete the required construction, and should be approved by the PE.

4.4.2 Site Preparation and Clearing of Vegetation

Site preparation shall be undertaken in accordance with the following parameters:

- 1 Topsoil to a depth of 150 mm is to be removed from those areas where:
 - i. Construction vehicles will be parked overnight.
 - ii. Roads (including temporary roads) will be constructed.
 - iii. Fuels and other hazardous substances will be stored.
 - iv. Concrete will be mixed.
 - v. Construction materials will be stockpiled.
- 2 Removed topsoil is to be stockpiled for rehabilitation of these areas on completion of construction.
- 3 Topsoil to a depth of 150 mm is to be removed from work areas and stored for use in rehabilitation of the site.
- 4 Non-woody vegetation such as grasses and forbs should not be removed prior to stripping topsoil from work areas in order to assist in maintaining viability of the soil during storage.
- 5 Clearing of vegetation must be undertaken in accordance with the following parameters:
 - i. Vegetation may only be cleared within demarcated work area boundaries.
 - ii. No vegetation may be cleared from demarcated "No Go" areas, nor may any material, waste or spoil be stored or dumped in such areas.

Definitions:

Natural Forest means a group of indigenous trees –

- a) whose crowns are largely contiguous; or
- b) which have been declared by the Minister to be a natural forest under section 7 (2) of the National Forests Act (Act 84 of 1998).

Woodland means a group of indigenous trees which are not a natural forest, but whose crowns cover more than five per cent of the area bounded by the trees forming the perimeter of the group.

Applicable legislation:

National Forests Act 1998 (Act 84 of 1998)

4.4.3 Stockpiling of Topsoil

- 1 Topsoil stockpiles should not exceed 1 m in height.
- 2 Stockpiles are to be located within the demarcated construction site.
- 3 Topsoil should not be mixed with any other material (e.g. building rubble).
- 4 Any alien invasive species which establish themselves upon stockpiles are to be removed before use of stockpiled material in rehabilitation of the site post-construction.
- 5 Erosion of topsoil stockpiles must be prevented.
- 6 Stockpiled topsoil is to be used for rehabilitation of the site on completion of construction.
- 7 Alien invasive species are to be removed from any area within the construction area and disposed of in a permitted landfill site.
- 8 Grass and forbs should not be removed prior to stripping of the topsoil.
- 9 No driving of vehicles or heavy plant on topsoil stockpiles is permitted.

4.4.4 Cut Material and Subsoil

- 1 Subsoil, cut material or spoil are to be stockpiled separately from topsoil.
- 2 Cut material which cannot be used on site is to be disposed to an off-site spoil site, which must be identified in consultation with the PE and ECO.

4.4.5 Erosion Prevention

- 1 The Contractor is to provide a method statement on erosion control showing clearly how cleared surfaces and stormwater will be managed on site during construction and rehabilitation.
- 2 Where necessary, anti-erosion measures shall be implemented.
- 3 Areas where erosion is likely (e.g. steep slopes [gradient > 6%], areas cleared of topsoil, and topsoil stockpiles) should be monitored to allow for timely response in the event of erosion.
- 4 Erosion should be managed or prevented throughout the construction process.
- 5 In the event of erosion the contractor shall be held financially responsible for necessary rehabilitation.

4.4.6 Waste Management

Appropriate waste management strategies should be adhered to at all times.

(a) Solid Waste Management

- 1 Waste bins with lids should be provided at regular intervals throughout the site camp including any sub-contractor camps.
- 2 Bins shall be emptied regularly and the accumulated waste disposed of at a recognised disposal site. Documentary confirmation of the location and status

of the disposal site to be used must be obtained from the local municipality (municipal manager's office).

- 3 Burning or burying of any waste is not permitted.
- 4 The site is to be checked for litter daily. All litter should be collected regularly and deposited in the waste bins.
- 5 Non-reusable building material is to be treated as waste and disposed of at an appropriately permitted disposal site.
- 6 Cement aggregates should be collected and disposed of at an appropriately permitted disposal site.
- 7 Used cement bags and containers which held hazardous materials or substances are to be collected into a dedicated hazardous waste container/containment area and disposed of appropriately.

(b) Effluent and Stormwater Management

- 1 Cement mixing and batching plants shall be undertaken at least 100 m away from any water course or natural drainage line. Appropriate measures to prevent runoff escaping from the mixing/batching area must be taken.
- 2 Cement must not be mixed directly on the ground surface and must be mixed on an appropriately lined surface.
- 3 Waste water from batching operations or ready mix trucks shall be discharged into a lined pond provided for this purpose. The pond is to be de-sludged regularly, and the cement residue removed from site and disposed of at an appropriately permitted disposal facility.
- 4 No water contaminated with cement shall be allowed to enter any natural water course or drainage line.
- 5 Project workers are not to use rivers for washing or bathing.
- 6 Grey water is to be disposed of at least 100 m from natural water courses.
- 7 Pollution of ground and surface water must be avoided.
- 8 Ablution facilities must be available to all workers.
- 9 Where chemical toilets are used at least one toilet per 10 to 15 individuals must be available. At least one toilet should be located within 100 m of each working area.
- 10 Portable/chemical toilets shall be emptied at regular intervals by suitably qualified contractors, according to appropriate health and safety standards.
- 11 No human waste shall be allowed to enter any water courses or natural drainage lines.
- 12 Toilets shall be secured to prevent them blowing over during periods of high winds.
- 13 Toilet paper must be provided at each toilet.
- 14 Separate toilets are to be provided for male and female workers.

4.4.7 Material Use, Handling and Transport

(a) Fuels and Oils

- 1 Storage tanks shall be bunded and the bund is to be fitted with a drainage control valve which is to remain closed except when the bund is being emptied. Accumulated rain water is to be released from the bund after rain events.
- 2 Spills are to be avoided as far as is practically possible. Where spills occur compromised soil/vegetation shall be treated as hazardous waste and disposed of accordingly.
- 3 A spill log in which a record is maintained of the volume, nature, location, date, time and clean up action taken is to be kept on site and updated daily. Spills of greater than 10 l in volume or which occur in areas where ground or surface water may be affected are to be reported to DEA within 48 hours of their occurrence.
- 4 Equipment for dealing with hazardous waste spills shall be kept on site and be accessible at all times.
- 5 Construction vehicles and heavy plant standing for extended periods of time (e.g. overnight) must have drip trays placed beneath them.
- 6 Fire prevention measures must be taken in the vicinity of vehicles and stored oil and fuels.

(b) Hazardous Materials

- 1 Information on all hazardous materials shall be kept on site and available to all. This must include safety information such as how to handle these materials or treat injuries as a result of these materials.
- 2 Hazardous materials must be stored in a contained, stable and safe environment with relevant labels placed on storage containers and lids firmly applied to prevent spillage.
- 3 Storage facility is to comply with relevant safety and hazardous material regulations.
- 4 Staff training is to be provided for all those handling and working with hazardous materials.

(c) Mechanical and Transport Equipment

- 1 Topsoil and vegetation to be removed in areas designated for storage, and stockpiled appropriately (refer to sections 4.4.2 and 4.4.3 of this EMPr).
- 2 Drip trays to be used when refuelling or repairing equipment to prevent soil contamination.
- 3 Disposal of contents of drip trays to be in accordance with relevant hazardous materials disposal requirements.
- 4 Storage area should be located within the demarcated site camp boundary.
- 5 Repair or servicing of machinery and vehicles are to be undertaken in a designated service area at the site camp. The service area is to be:
 - i. Level.

- ii. Surfaced with an appropriate impermeable surface.
- iii. Equipped with drip trays and a basic spill cleanup kit.

4.4.8 Construction Vehicles and Access Roads

Construction vehicles are to be permitted only within the demarcated construction site or on existing roads. No-go areas are to be avoided.

The Contractor must implement appropriate mitigation measures, which should include the following:

- 1 Where it is necessary for construction vehicles to use off-site public roads such use is to comply with the relevant road traffic legislation. This includes implementation of:
 - i. “Stop-go” controls at public road access points.
 - ii. Warning signs.
 - iii. Safety barriers.
- 2 Construction vehicles moving through residential areas shall maintain a speed of 40 km per hour or less.
- 3 Construction and delivery vehicles moving on gravel roads outside residential areas shall travel at speeds of no more than 60 km/hour in order to minimize dust.
- 4 Repair of roads damaged by construction vehicles will be at the cost of the contractor/proponent.
- 5 Material used in road construction is to be sourced from appropriately permitted sources. Proof of provenance, e.g. waybills, is to be maintained in a ‘receiving goods’ register.

4.4.9 Noise and Dust Control

- 1 Operations in the vicinity of private residences or public meeting places shall be carried out at reasonable hours and work on Sundays and public holidays is to be avoided.
- 2 Contractor to provide method statement of site specific dust control measures.
- 3 Dust suppression can be undertaken by watering relevant areas. Watering of steep slopes should be conducted in moderation and with an erosion monitoring system in place.
- 4 Stockpiles are to be covered with high density shade cloth or other similar material, appropriately pegged down, to assist in suppressing dust.

4.4.10 Work Stoppage

The PE and ECO shall have the right to order work to be stopped in the event of significant infringements of the Project Environmental Specifications, until the situation is rectified in compliance with the specifications.

4.4.11 Heritage Resources

Where heritage resources are discovered (e.g. burial sites, archaeological and palaeontological artefacts) during construction the following will apply:

- 1 Work at the point of the discovery is to cease, and may not recommence until such time as guidance from the South African Heritage Resources Agency (SAHRA) has been received.
- 2 The point of discovery is to be clearly demarcated.
- 3 The SAHRA is to be informed within 24 hours of the discovery.

4.4.12 Social disruption

The Contractor's employees shall in no way be a nuisance to nearby residents. Any complaints received by the PE will be addressed and the relevant persons will be suspended from the project.

The Contractor shall give at least seven days notice to the residents in the vicinity of the construction activities of his intention to begin construction activities in their area. The RE may request a representative to be available to discuss issues raised by residents and make information available to them on construction activities.

The Contractor shall ensure that access to property is not unreasonably disrupted.

A community complaints register is to be maintained on site.

4.4.13 Protection of Public

The Contractor shall be responsible for the protection of the public, and public property, from any dangers associated with construction activities, and for the safe and easy passage of pedestrians and traffic in areas affected by project activities.

Any excavated area, spoil sites and other obstructions or excavations shall be suitably barricaded and/or demarcated with hazard tape.

The Contractor should ensure that hazards and warning signs are erected at problem sites, and that they are maintained.

The contractor shall have an emergency phone numbers/ contact details list displayed at the contractor's camp in an easily visible area.

4.4.14 Fire Prevention

- 1 A fire officer is to be appointed by the contractor.
- 2 "No-smoking" signs to be placed in areas used for storage of oil and fuel.
- 3 Basic fire fighting equipment shall be readily available on site.
- 4 Employees shall be made aware of the procedures in the event of a fire.

4.5 Monitoring and Auditing

4.5.1 Monitoring and Time Frames

- 1 The PE, supported by the ECO, is to monitor the Contractor's compliance with the specifications set out in the EMPr.
- 2 Alien invasive species establishment on site should be monitored by the Developer for 3 months after completion of construction.

4.5.2 Auditing and Reporting Requirements

- 1 Monthly audits of compliance with the EMPr are to be undertaken during the construction period by the ECO.
- 2 On completion of construction and rehabilitation a close out audit is to be undertaken by the ECO in conjunction with the PE.
- 3 Audit reports are to be submitted to the Developer, PE and DEA within 10 days of each audit.

5 OPERATIONAL PHASE EMPR

The Department of Environmental Affairs (DEA) requires that an EMPr to guide project implementation be compiled for the construction and operation of the Idutywa-Gatyana 132 KV line and Gatyana substation in order to effectively manage impacts of the project on the environment.

This section of the EMPr outlines the actions required to protect the natural, social and socio-economic environment during operation of the project.

5.1 Implementation

The Operational Phase EMPr provides guidelines that the Project Owner (ESKOM Holdings (Pty) Ltd) must adhere to.

5.2 Roles and Responsibilities

This section outlines the roles and responsibilities of those involved in the operational phase, with the end goal of best meeting conditions of environmental authorisation, objectives of environmental sustainability and best practice.

5.2.1 Project Owner

The project owner is the holder of the environmental authorisation, or anyone to whom ownership of the project is transferred.

ESKOM Management has the ultimate responsibility to ensure the protection of the environment throughout the operational phase of the proposed development. ESKOM management is responsible for:

- 1 Being familiar with the contents of the EMPr.
- 2 Ensuring that an appropriate surveillance programme for the regular monitoring of ground- and surface water quality is implemented
- 3 Making sufficient budget available for implementation and monitoring of the Operational Phase EMPr.
- 4 Communicating with all role players in the interests of a co-ordinated effort to protect the environment.
- 5 Ensuring a copy of the Environmental Authorisation, a copy of this EMPr and any amendments to either document is suitably filed in a formal document storage and retrieval system.

5.3 Operational Phase Environmental Specification

Once built and commissioned, periodic maintenance will be undertaken repairing faults, and broken infrastructure.

During this phase it is essential that all maintenance personnel undertake general best practice environmental management:

This includes:

- Keeping to existing access roads and no “open bush” driving;
- No littering;
- No disturbance of surface water features; and
- Closing gates and general respect for property.

6 AMENDMENTS

6.1.1 Construction EMPr




The Construction EMPr may be amended and updated once the method statements have been confirmed and approved by the PE and ECO. Any proposed amendments to the Construction EMPr, as may be identified by the Contractor, must be confirmed with the ECO and Project Engineer. Amendments proposed by the ECO or Project Engineer must be confirmed with the Contractor. All proposed amendments must be discussed with the Amathole Regional Office of DEA prior to implementation, and a formal application for amendment lodged where required.




6.1.2 Operational EMPr

The Operational Phase EMPr may be reviewed, amended and updated during the lifetime of the project. Such review, amendment or updating may be initiated by the DEA, the Mbhashe Local Municipality, ESKOM or any combination of these parties. Proposed amendments or updates to the Operational Phase EMPr may only be implemented with the written approval of the DEA or such responsible environmental authority as may be designated in terms of prevailing environmental legislation.

DOCUMENT CONTROL SHEET (FORM IP180/B)

CLIENT : ESKOM (Pty)Ltd
PROJECT NAME : Idutywa-Gatyana 13kv powerline **PROJECT No.** : J29222
TITLE OF DOCUMENT: Environmental Management Programme
ELECTRONIC LOCATION : P:J2922_Eskom Gatyana BA/Tasks/BAR/Appendices/Appendices F/[Idutywa EMPr_MC.doc](#)

	Approved By	Reviewed By	Prepared By
ORIGINAL	NAME Mervin Olivier	NAME Pat Jennings	NAME Jahne de Wet
DATE July 2011	SIGNATURE 	SIGNATURE 	SIGNATURE 

	Approved By	Reviewed By	Prepared By
REVISION	NAME Mervin Olivier	NAME Pat Jennings	NAME Mary-Anne Crocker
DATE December 2012	SIGNATURE 	SIGNATURE 	SIGNATURE 

	Approved By	Reviewed By	Prepared By
REVISION	NAME	NAME	NAME
DATE	SIGNATURE	SIGNATURE	SIGNATURE

This report, and information or advice, which it contains, is provided by Arcus GIBB solely for internal use and reliance by its Client in performance of Arcus GIBB duties and liabilities under its contract with the Client. Any advice, opinions, or recommendations within this report should be read and relied upon only in the context of the report as a whole. The advice and opinions in this report are based upon the information made available to Arcus GIBB at the date of this report and on current SA standards, codes, technology and construction practices as at the date of this report. Following final delivery of this report to the Client, Arcus GIBB will have no further obligations or duty to advise the Client on any matters, including development affecting the information or advice provided in this report. This report has been prepared by Arcus GIBB in their professional capacity as Consulting Engineers. The contents of the report do not, in any way, purport to include any manner of legal advice or opinion. This report is prepared in accordance with the terms and conditions of the Arcus GIBB contract with the Client. Regard should be had to those terms and conditions when considering and/or placing any reliance on this report. Should the Client wish to release this report to a Third Party for that party's reliance, Arcus GIBB may, at its discretion, agree to such release provided that:

- Arcus GIBB written agreement is obtained prior to such release, and
- By release of the report to the Third Party, that Third Party does not acquire any rights, contractual or otherwise, whatsoever against Arcus GIBB and Arcus GIBB, accordingly, assume no duties, liabilities or obligations to that Third Party, and
- Arcus GIBB accepts no responsibility for any loss or damage incurred by the Client or for any conflict of Arcus GIBB interests arising out of the Client's release of this report to the Third Party.

Arcus GIBB (Pty) Ltd

Postal Address : P.O. Box 19844, Tecoma 5214
 Contact Person : P. Jennings
 Telephone No. : 043 706 3600

Website : www.arcusgibb.co.za
 Physical Address : 9 Pearce St, Berea, East London
 Email Address : pjennings@gibb.co.za
 Fax No. : 043 706 3647 or 086 734 5816